

Providence Fire Department



December 21, 2016

Providence Fire Department

- A full-service fire and EMS agency that provides basic and advanced life support, fire prevention, fire suppression, technical rescue, and hazardous material response.
- Also conducts arson investigations and building plan reviews, enforces state and local fire and life safety codes, and provides fire education programs.

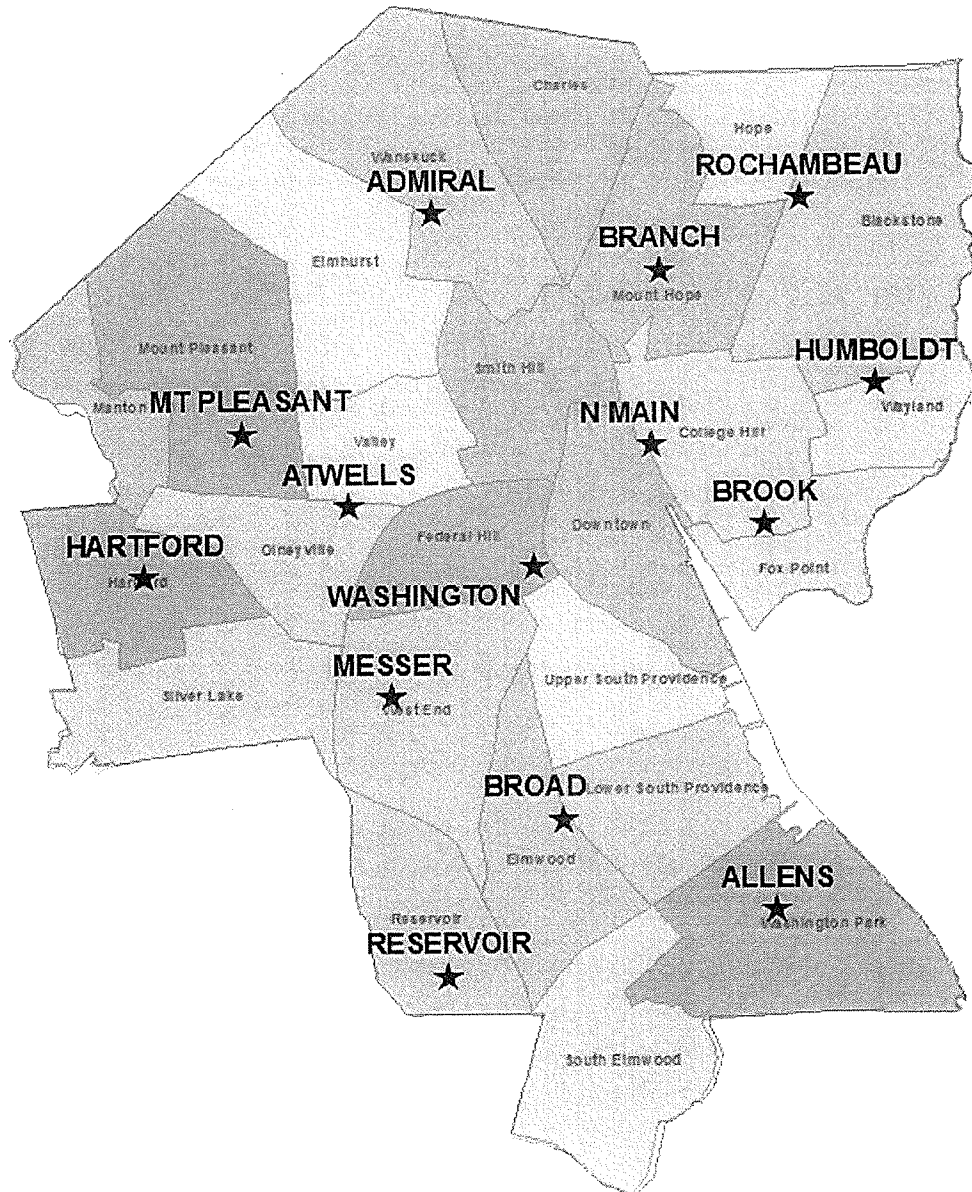
Total Runs 2012 - 2016

Apparatus Runs	2012	2013	2014	2015	YTD 2016*
Total Runs	43,643	38,673	38,989	41,783	39,850
Medical Aid - ALS	23,209	22,947	22,214	23,014	21,949
Medical Aid -BLS	9,022	4,297	5,203	6,725	6,502
Total Medical Aid Runs	32,231	27,244	27,417	29,739	28,451
Medical Aid % of Total Runs	74%	70%	70%	71%	71%

Number of Multiple Alarm Fires

Alarm	2012	2013	2014	2015	YTD 2016*
General Alarm	0	0	0	0	1
2nd Alarm	10	6	12	19	8
3rd Alarm	2	3	3	3	3
4th Alarm	0	0	0	0	1
5th Alarm	0	0	0	1	0
Total	12	9	15	23	12

Fire Station Location Map



- 14 Stations
 - 14 Engines
 - 8 Ladders
 - 7 Rescues
 - 1 Special Hazards Unit

Fire Companies to be Deactivated

1. Engine Company 4 (Rochambeau Avenue)
2. Engine Company 5 (Humboldt Avenue)
3. Ladder Company 4 (North Main Street)

Basis to Deactivate Fire Companies

1. Two management studies by MMA Consulting Group
2. Analysis of fire runs
3. City's long-term financial outlook

MMA Study Recommendations

1. Reduce the number of fire stations from 14 to 12.

➤ MMA recommended to reduce fire stations in both its *Fire Department Staffing Analysis Report (May 2016)* and *Study of Rescue and Ladder Needs (September 2006)*.

MMA Study Recommendations

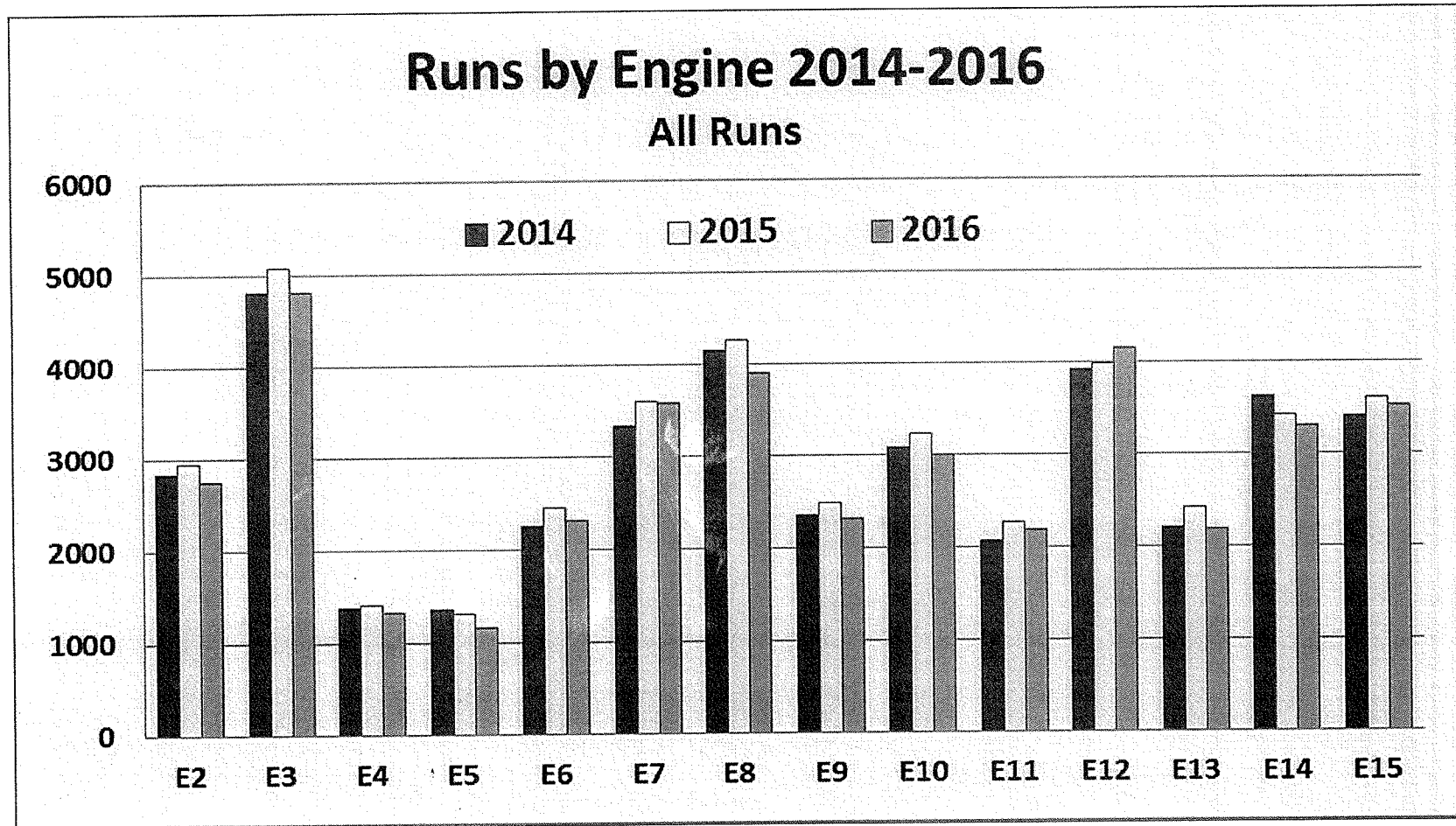
2. Reduce the number of ladder companies from eight to six.

- Reliability data shows ladder companies are available 95% of the time, meaning the city can operate effectively with fewer ladder companies
- Comparative data shows Department has more ladder companies than comparable jurisdictions

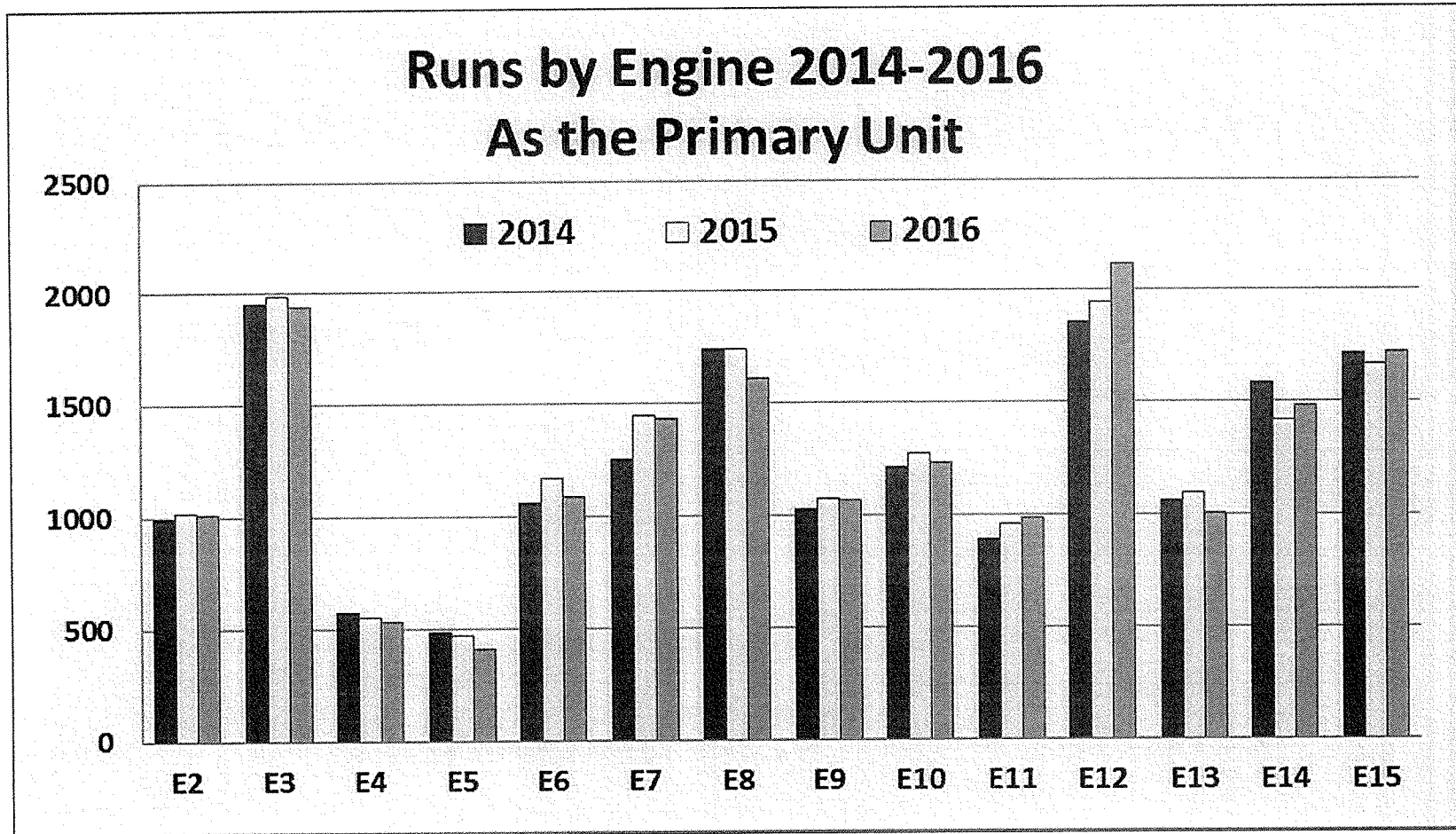
Analysis of Engine Company Run Data

- Engine Companies 4 and 5 have historically had the lowest number of engine company runs in the city.
- Last three years, Engine Companies 4 and 5 have responded to a combined 6% of the total engine company runs made.

Total Engine Company Runs 2014 – 2016



Total Primary Engine Company Runs 2014 - 2016



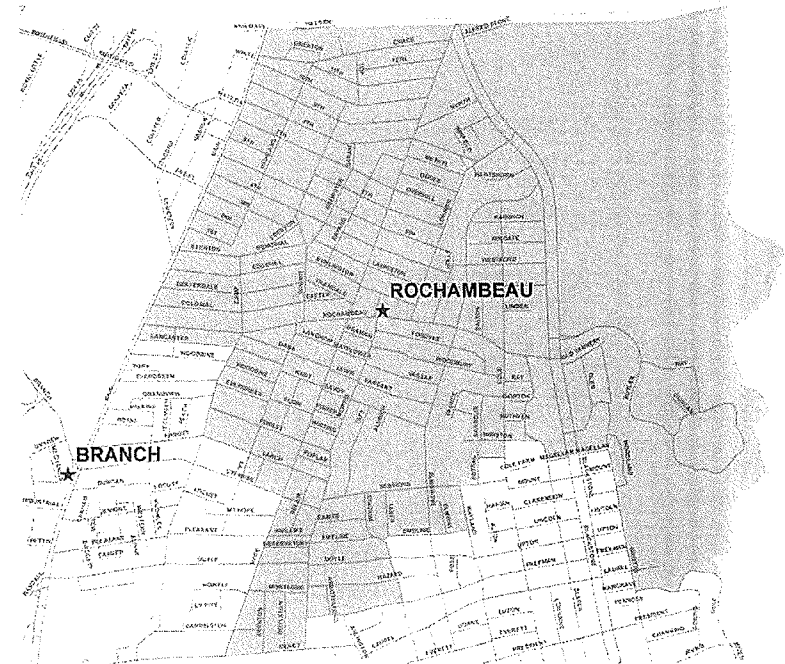
Analysis of Engine Company Run Data

- Run data also reveals Engine Company 4 served as the “primary” responding unit on 40% and Engine Company 5 on 35% of these engine runs.
- Engine 2 at Branch Avenue replaces Engine 4
- Engine 9 at Brook Street replaces Engine 5
- Engine 7 at North Main Street will assist

Rochambeau Response Area

Engine 4 Runs in First Response Area		
Call For Service Category	Runs	Avg Response (minutes)
Accident - Auto	33	4
Gas\Fuel Leak	39	4
Medical Aid	1214	6
Respond to 911 or Box Alarm	228	5
Respond to Building Alarm	195	5
Total	1709	5

Engine 2 into Engine 4 Response Area		
Call For Service Category	Runs	Avg Response (minutes)
Accident - Auto	3	4
Gas\Fuel Leak	3	2
Medical Aid	101	5
Respond to 911 or Box Alarm	58	5
Respond to Building Alarm	125	5
Total	290	4

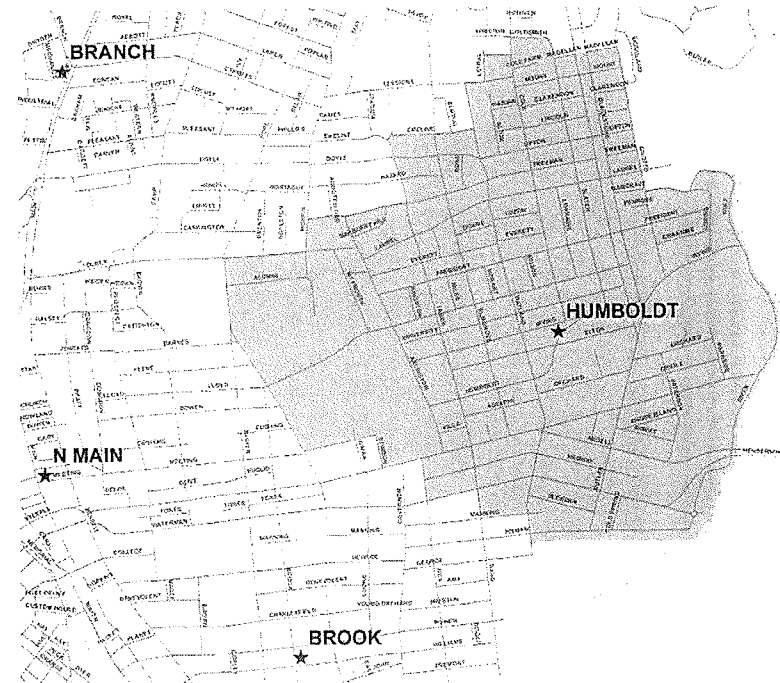


Rochambeau First Response Area

Humboldt Response Area

Engine 5 Runs in First Response Area		
Call For Service Category	Runs	Avg Response (minutes)
Accident - Auto	29	4
Gas\Fuel Leak	24	5
Medical Aid	627	6
Respond to 911 or Box Alarm	207	5
Respond to Building Alarm	271	5
Total	1158	5

Engine 8 into Engine 5 Response Area		
Call For Service Category	Runs	Avg Response (minutes)
Accident - Auto	2	4
Gas\Fuel Leak	2	6
Medical Aid	56	7
Respond to 911 or Box Alarm	27	5
Respond to Building Alarm	194	5
Total	281	5

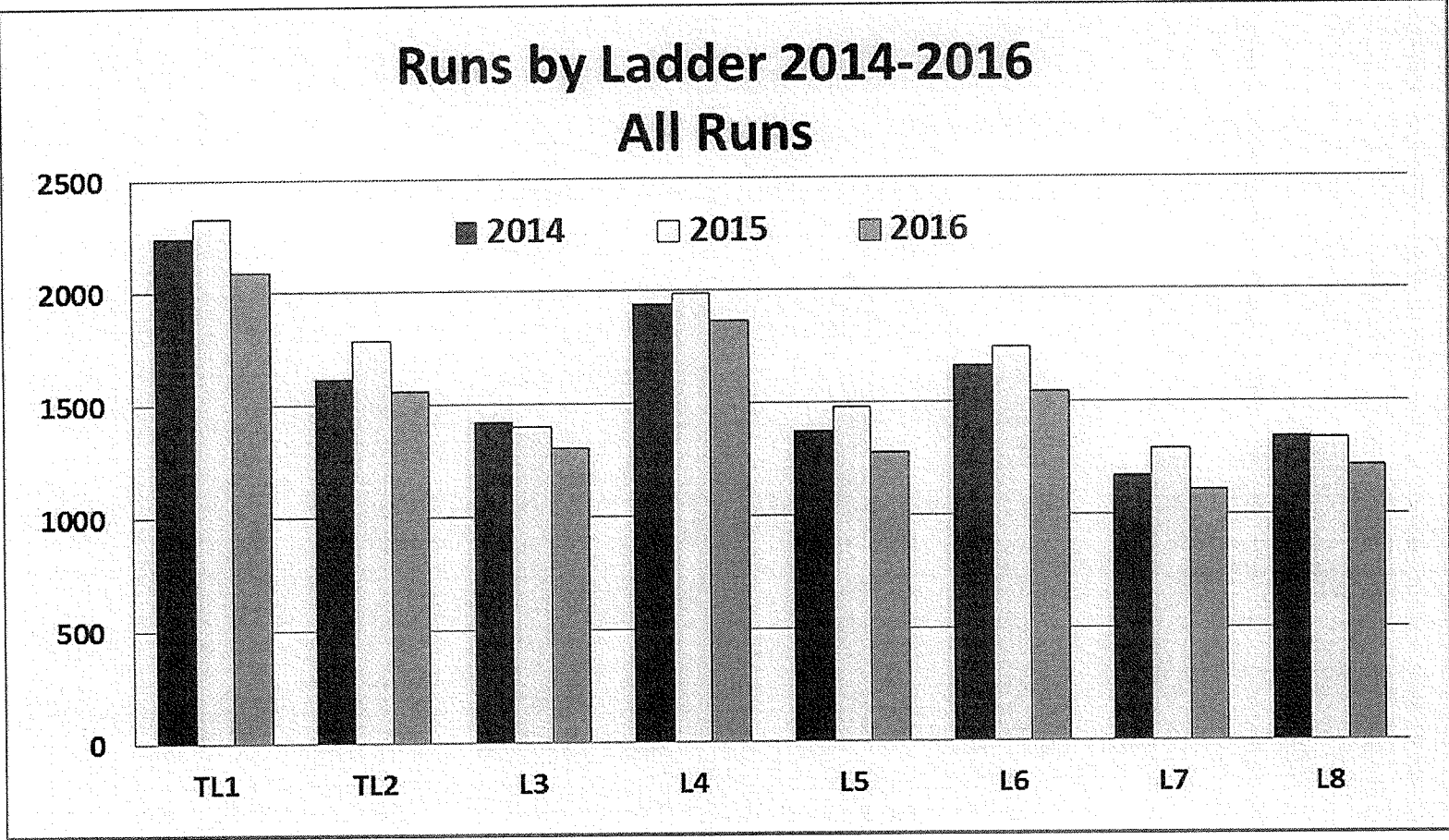


Humboldt First Response Area

Analysis of Ladder Company Run Data

- Run data shows Ladder Company 4 responded to 15% of the total ladder runs but was the “primary” unit on only 11% of its runs.
- Stationed at North Main Street, Ladder Company 4 is surrounded by three ladder companies all within 1 mile of each other.

Runs by Ladder Company 2014-2016



Analysis of Ladder Company Run Data

- Ladder Company 4 is also the first ladder company to respond to a mutual aid call outside of Providence
- Ladder 7 at Branch Avenue and Ladder 8 at Brook Street will both replace Ladder 4

Financial Considerations

City's long-term structural deficit due to

1. High costs – retirement costs are 43% of payroll compared to 9% nationally
2. Reductions in state aid (\$36 million compared to \$67 million in 2007)
3. Over 50% of city's real property is designated as tax-exempt

Financial Considerations

- Report from the National Resource Network showed that unless the city takes action to increase revenue and reduce expenses, Providence could face a cumulative budget shortfall of \$176 million by 2026.

Financial Considerations

- Taxpayers have endured increased property taxes, car taxes, and fee increases and the city has some of the highest car tax, tangible tax, and commercial taxes among our peers.
- Labor unions have sacrificed by taking pay cuts, reducing their benefits, and many retiring to prevent layoffs of their co-workers.

Financial Considerations

- Actual fires are fewer than in decades past due to enforcement of improved construction and life safety codes, state-of-the-art fire alarm and sprinkler systems, and innovative fire prevention programs.

Tentative Agreement

- Allows the city to address its long-term structural deficit and, under the minimum manning provision, realize a contract savings.
- The Amendment reduces minimum manning from 94 to 88 firefighters resulting in a projected salary savings of \$16.4 million over the next five years.

Conclusion

- This decision was made in the best interest of the City of Providence and its citizens.
- Knowing that the men and woman of the Providence Fire Department are highly trained well equipped, and committed to protecting and servicing the citizens of our great city, it is the right decision.

Providence Fire Department



December 21, 2016